

THE KENYA NATIONAL EXAMINATIONS COUNCIL  
Kenya Certificate of Secondary Education



442/1

ART AND DESIGN

Nov. 2023 - 1½ hours

Serial No.
10262181

Name: .....

Index Number: .....

Candidate's signature: .....

Date: .....

Instructions to Candidates



- (a) Write your name and index number in the spaces provided above.
- (b) Sign and write the date of examination in the spaces provided above.
- (c) This paper consists of three sections: A, B and C.
- (d) Answer all the questions in sections A and B.
- (e) Answer any one question from section C.
- (f) Answers to all the questions must be written in the spaces provided.
- (g) Where drawings and diagrams are appropriate, they should be included within the text of your answers.
- (h) This paper consists of 12 printed pages.
- (i) Candidates should check the question paper to ascertain that all the pages are printed as indicated and that no questions are missing.
- (j) Candidates should answer the questions in English.

For Examiner's Use Only

Section	Questions	Maximum Score	Candidate's Score
A	1	20	
B	2	05	
	3	05	
	4	05	
	5	05	
	6	05	
C		15	
	<b>Total Score</b>	<b>60</b>	



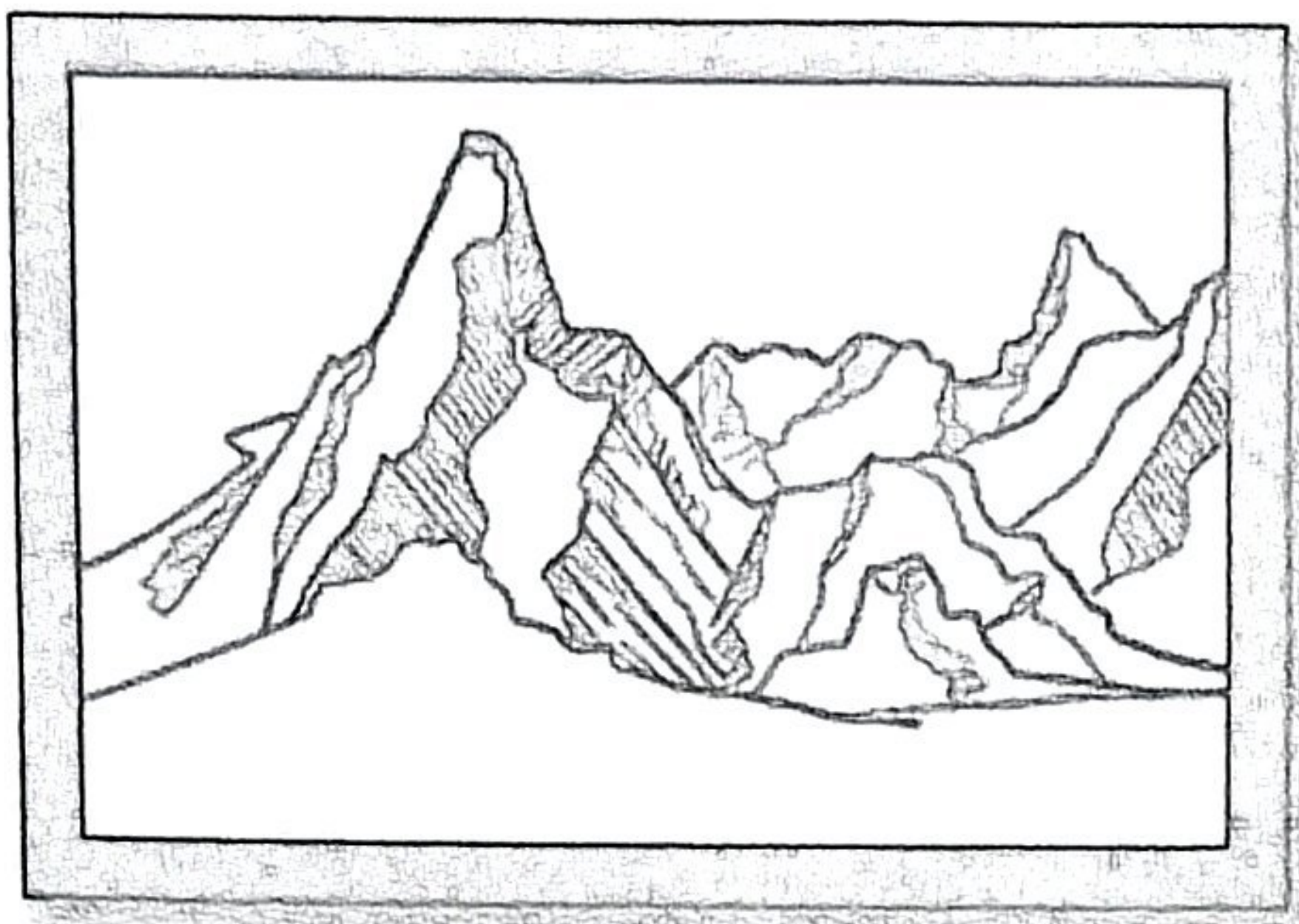
Turn over

SECTION A (20 marks)

Answer all the questions in this section in the spaces provided.

- 1. (a) Identify the two dominant elements of art portrayed in the following illustration.

(2 marks)



.....

.....

.....

- (b) In reference to the drawing, explain the term harmony.



(2 marks)

Teacher.co.ke

.....

.....

.....

- (c) Describe montage as a picture making technique.



(2 marks)

.....

.....

.....

(d) Identify the type of balance in the following artwork.

(2 marks)



.....  
.....

(e) Highlight two reasons for wedging clay.



(2 marks)

.....  
.....  
.....  
.....



(f) Distinguish between modelling and construction as techniques in sculpture making.

(2 marks)

.....  
.....  
.....  
.....  
.....  
.....

Download this and other FREE materials from <https://teacher.co.ke/notes>

(g) Analyse the weaving process in the following illustration.



(i) Identify a defect.

(1 mark)

.....

(ii) Explain the cause of the defect.

(2 marks)

.....

.....

.....



(h) State how the illusion of depth is created in aerial perspective.

(2 marks)

.....

.....

.....

(i) Outline the importance of having a taut mesh in screen printing.

(2 marks)

.....

.....

(j) The following illustration represents a repeat pattern.



Identify the type of repeat pattern.

(1 mark)

.....

.....

SECTION B (25 marks)



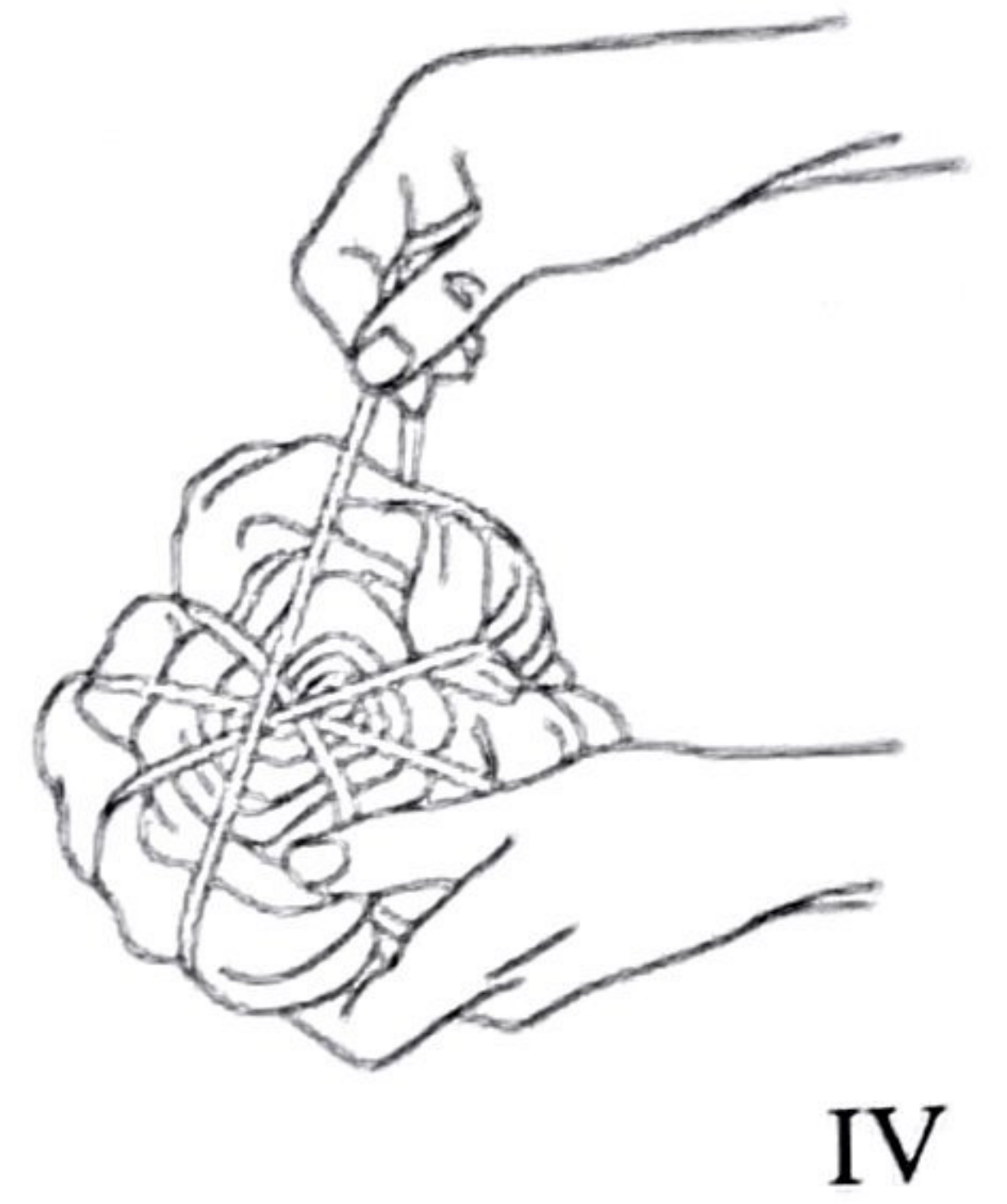
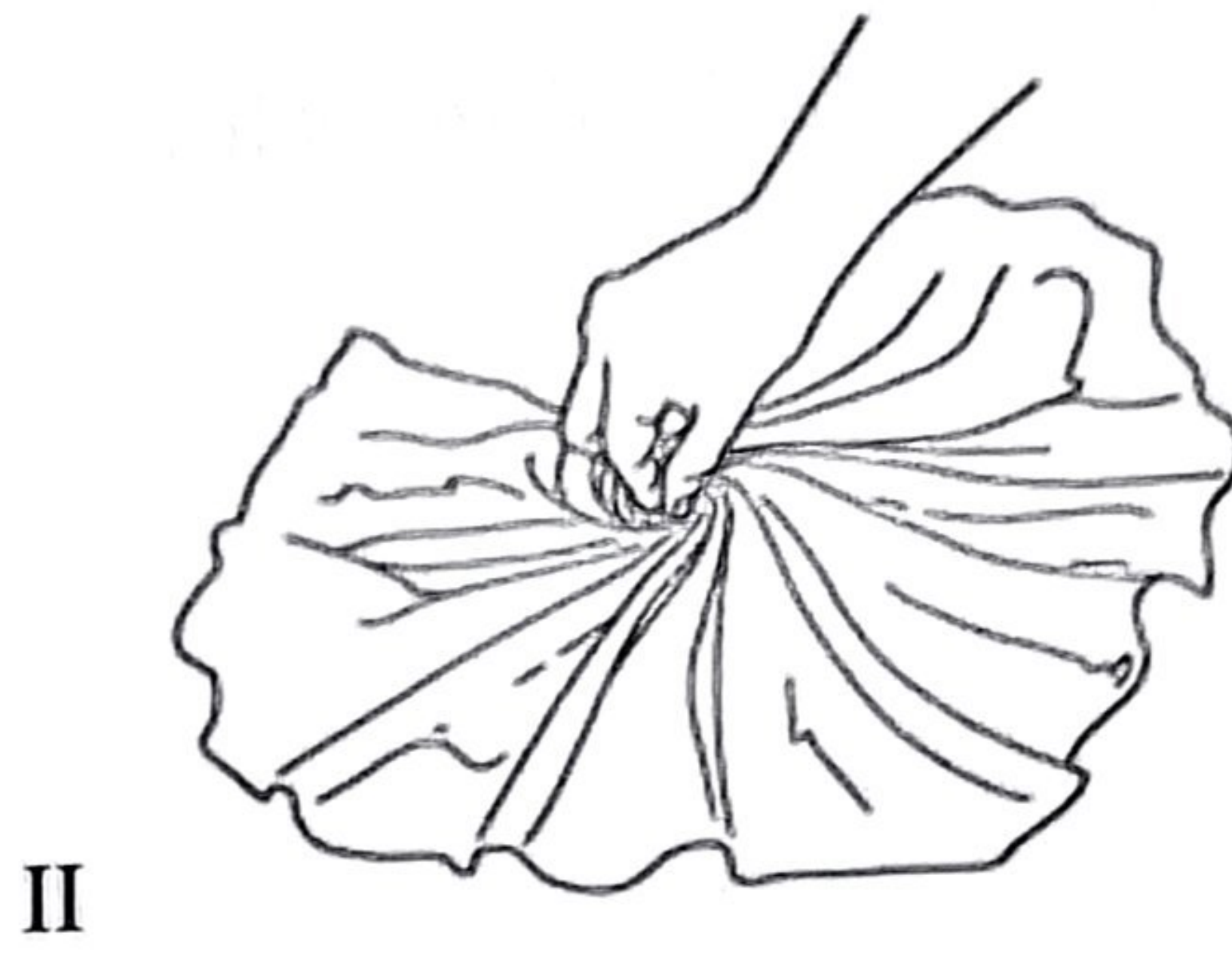
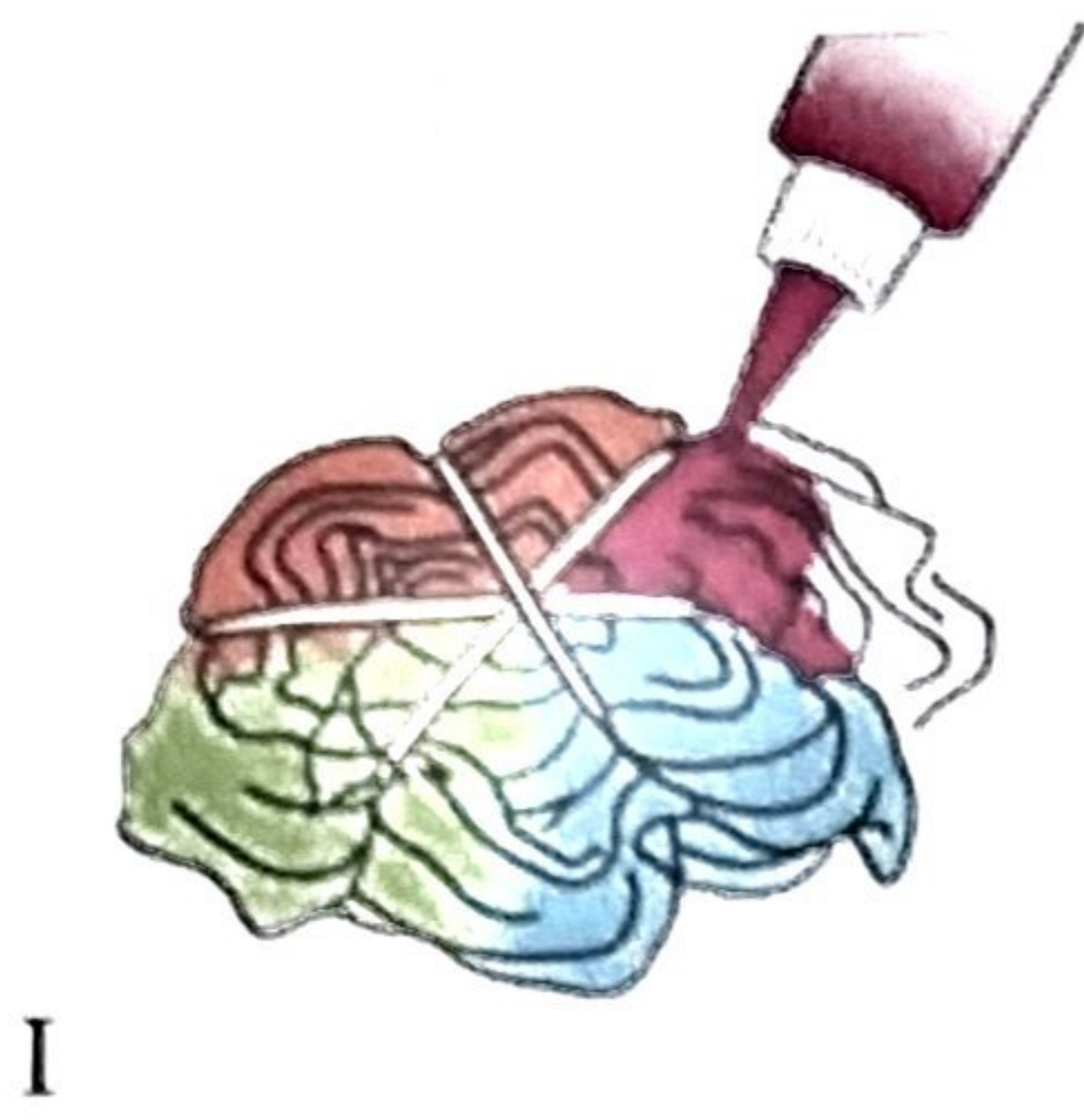
Answer *all* the questions in this section in the spaces provided.

2. Construct letter K in 3-D in the following space.

(5 marks)

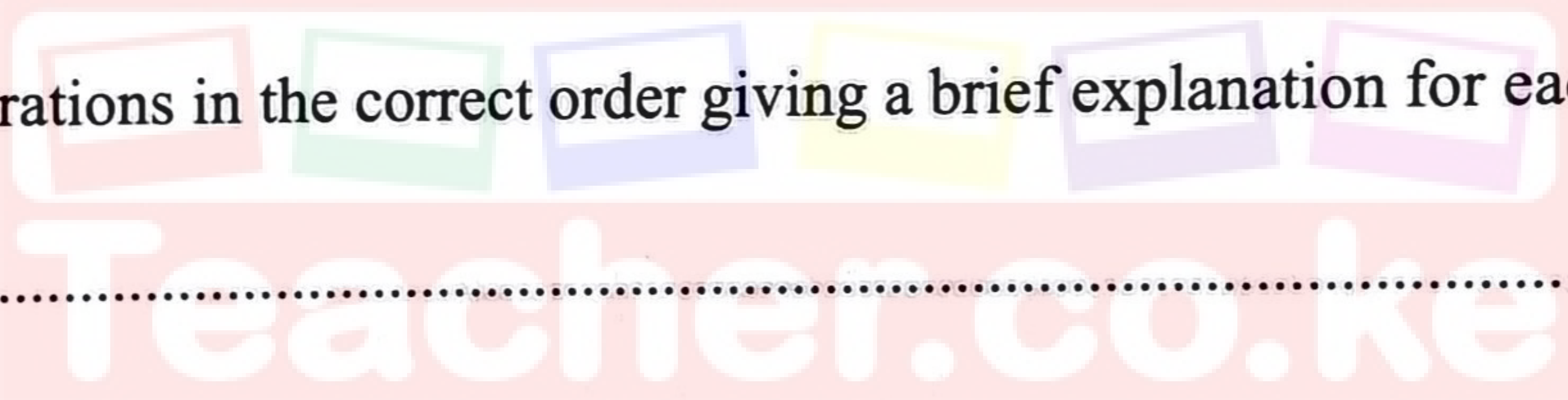


3. Analyse the following illustrations labelled I, II, III, IV showing a process in fabric decoration.



Arrange the illustrations in the correct order giving a brief explanation for each process.

(5 marks)



.....

.....

.....

.....

.....

.....

.....

.....

.....

.....

.....

.....

.....

.....

.....

.....

.....

.....

.....

.....

Download this and other FREE materials from <https://teacher.co.ke/notes>



4. The following artwork represents a monoprint.



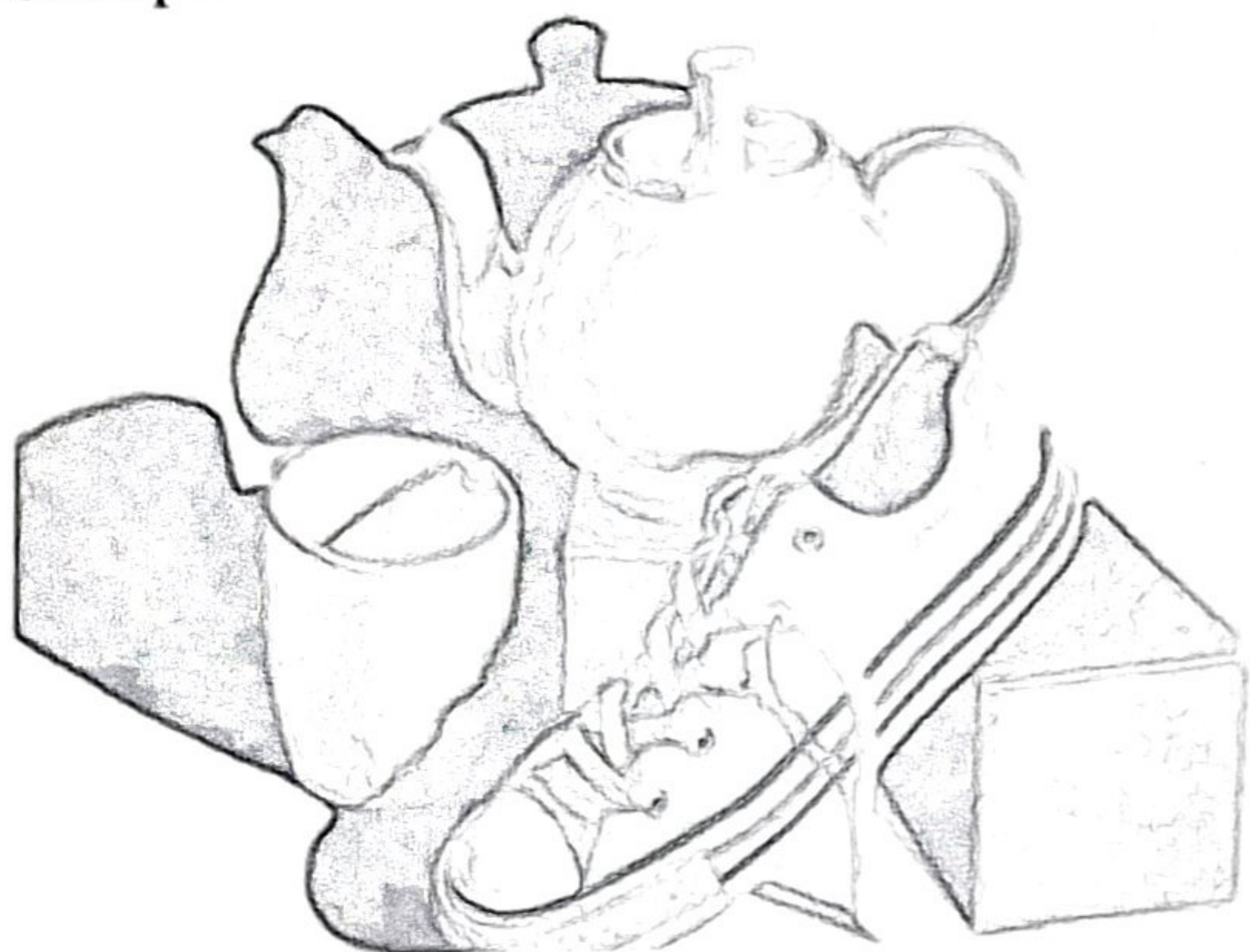
Outline the steps used to create the print.

(5 marks)

Handwriting practice lines consisting of a solid top line, a dotted middle line, and a solid bottom line, repeated multiple times for student response.



5. Critique the following artwork.



.....

.....

.....

.....

.....

.....

.....

.....

.....

.....



6. Outline the process of preparing a stretched canvas for painting.



(5 marks)

.....

.....

.....

.....

.....

.....

.....

.....

.....

.....




**SECTION C (15 marks)**

Answer any **one** question in this section in the spaces provided after **question 9**.

7. (a) Describe the following decorating techniques as applied in pottery making:
- (i) Slip trailing; (2 marks)
  - (ii) Excising. (2 marks)
- (b) Outline the process of making a flower vase using slab technique with incised decorations. (11 marks)
8. (a) Distinguish between a book cover and a book jacket. (4 marks)
- (b) Outline **five** factors to be considered when designing a book cover. (11 marks)
9. (a) Use the following table to differentiate between binders and solvents used for acrylic and oil paints.

	Acrylic paint	Oil paint
<b>Binder</b>		
<b>Solvents</b>		

- (b) Analyse the following painting. (4 marks)



- (i) Identify the painting technique used. (2 marks)
- (ii) Outline the steps of painting using dry brush technique on water colour paper. (9 marks)

.....

.....

.....