

COMPETENCE BASED CURRICULUM JUNIOR SCHOOL

GRADE 8

FORMATIVE ASSESSMENT

CREATIVE ARTS

MARKING SCHEME



1. Whatsapp
- Instagram
- Facebook
- Youtube
- Tiktok
- etc

2. **Art** Is a term used to describe skills, feelings and imagination? (1 mk)

3. Name two categories of arts.(2 mks)

- a. **Visual arts**
- b. **applied arts**
- c. **Performing arts**
- d. **Written/literacy arts**

4. State three techniques used in shading a drawing.(3 mks)

- a. **Smudging**
- b. **Cross hatching**
- c. **Stippling**

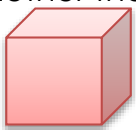
5. Name four elements of an art presentation.(4 mks)

- a. **Speaker**
- b. **Audience**
- c. **Content**
- d. **Resources**

6. Name two digital devices that can be used when making an art presentation.(2 mks)

- a. **Computers**
- b. **Projector**
- c. **Radios**
- d. **Mobile phones etc**

7. Write whether the following images are 1D 2D or 3D (3 mks)



3D



2D



1D

8. Identify three components of perspective.(3 mks)

- a. Vanish
- b. Projection line
- c. Horizon

9. Identify any two types of puppets.(2 mks)

- a.
- b.

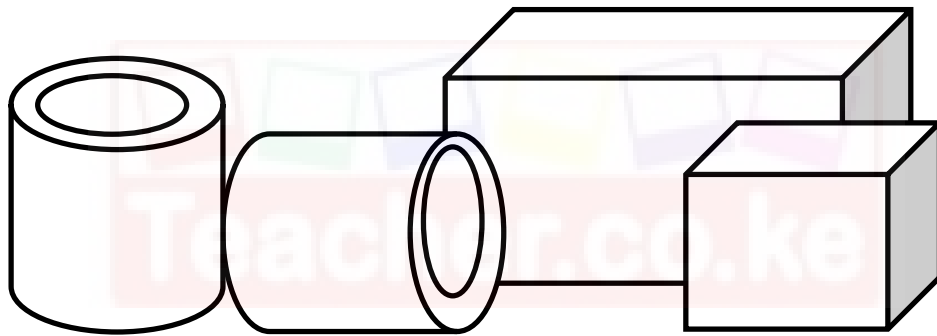
10. Name the type of puppet shown below **stick or rod puppet**(1 mk)



11. Name three materials that can be used in crayon etching. (3 mks)

- a.
- b.
- c.

12. Decorate the drums below then Shade drawing using any of the three shading techniques.(5 mks)



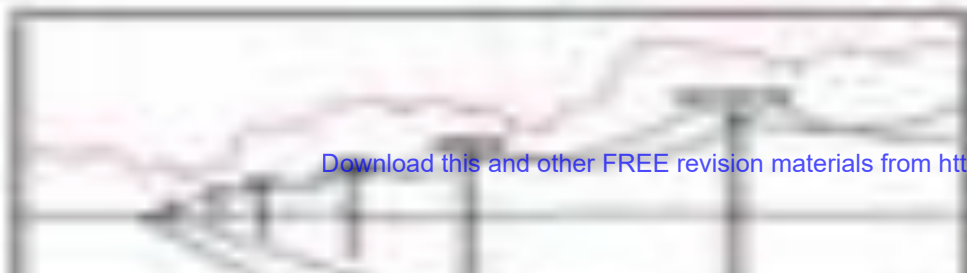
13. What is a colour wheel?(1 mk)

.....

14. Identify 2 examples of the following colours in a colour wheel.(4 mks)

Analogous colours	Complementary colours

15. trace the image below to make it clearer. Using only smudge technique, colour the image.(10mks)



16. Complete the following drawing showing the three components of perspective.(3 mks)



17. Below is a sketch drawing. Paint the sketch with appropriate colours making the picture look real.(11 mks)



18. Name the following types of perspective views. (3 mks)



Worms view



normal view



birds view

19. State the kind of view in the following photographs.(2 mks)



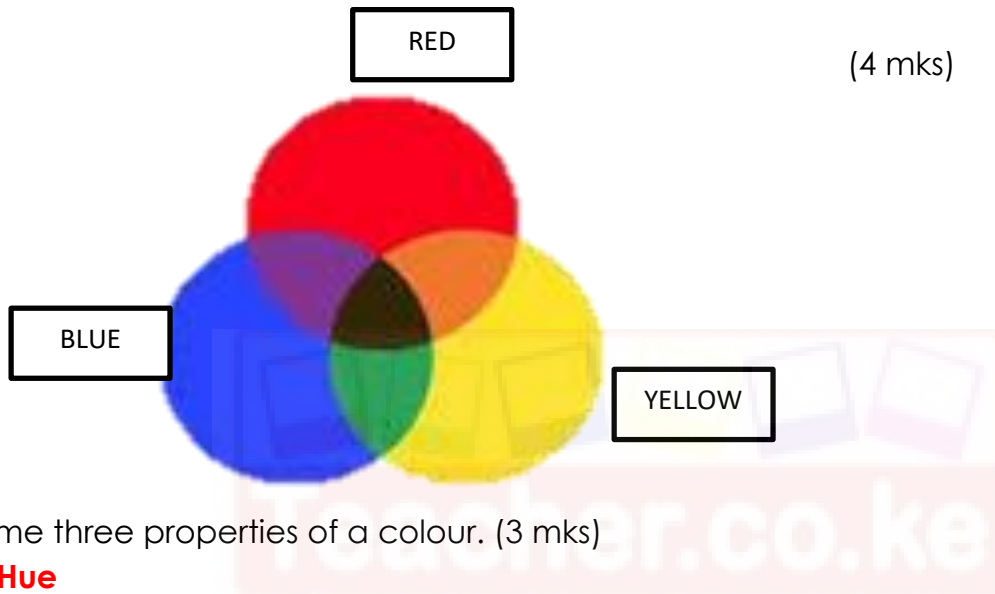
Worms view



birds view

20. Mix the following primary colours in the circles below and state the colours you get when you mix. (4 mks)

- a. Blue and yellow = **green**
- b. Blue and red = **purple/ violet**
- c. Red and yellow = **orange**
- d. Red and blue and yellow = **grey**



21. Name three properties of a colour. (3 mks)

- a. **Hue**
- b. **Value**
- c. **Intensity**

22. The picture technique that involves creating a pictorial composition using a collection of pictures is called? **collage** (1 mk)

23. Name the type of art activity illustrated below (4 mk)





24. What is value? (1 mk)

This is the lightness and darkness of a colour

25. Use the boxes below to create value gradation. (3 mks)

--	--	--	--	--	--	--

26. What is intensity of a colour? (1 mk)

This is the

27. Create intensity scale in the following strip? (3 mks)

--	--	--	--	--	--	--

28. Which colour represents agony or sadness?..... (1 mk)

29. The image below represents a person who is sad. Use any of the shading technique to show the theme of sadness or agony. (5 mks)

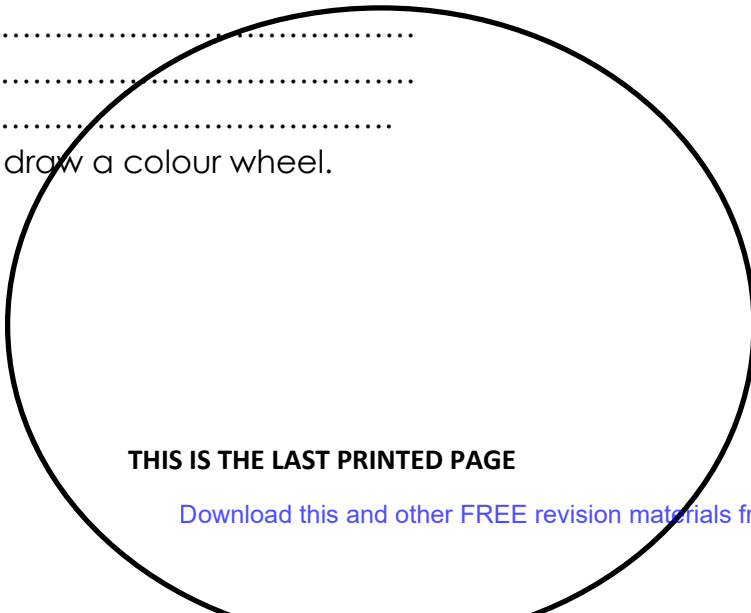


30. Name three examples of secondary colours. (3 mks)

- a.
- b.
- c.

31. In the space below draw a colour wheel.

(5 mks)



THIS IS THE LAST PRINTED PAGE